

# 2009 Annual Parish Pastoral Report

## From the Pastor's Desk



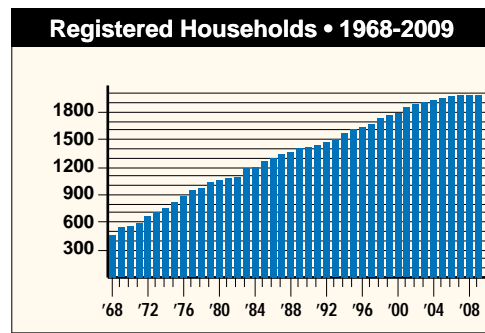
Each year the pastor submits a *Parish Pastoral Report* to the archdiocese, both to provide statistical data to our Archbishop as a help in identifying priorities for the future, and to raise awareness of current pastoral issues. St. Vincent's *Parish Pastoral Council* reviews the statistics gathered for our annual Pastoral Report and discusses answers to the pastoral questions. The essence of this report is published here to provide each parishioner with an overview of the parish and its growth — several years' figures are given for comparison. Prayerful reflection on the raw data provided here should help each parish organization — and each parishioner — in setting priorities and taking steps to make our parish a better sign of Christ's presence in our community.

Our *Parish Pastoral Council* continues to recognize challenges in some of the statistics included here: e.g. average Sunday Mass attendance (the October count) rose only slightly, and the significant drop in Religious Education enrollment after Confirmation has not abated. However, these statistics do not reflect all that is happening in the parish: a large numbers of volunteers witness to their faith as Religious Ed teachers, and in ministries which support liturgy and provide assistance to those in need. In addition, many of our parishioners are deeply involved in the wider Church, especially in our ongoing relationship with St. Charles Lwanga Parish in Ibanda, Uganda.

As you review the data in this report, pray with me that the numbers help us identify appropriate parish and personal priorities to assist in building up the Kingdom in our parish and in our homes. At the same time, we must remember the tremendous joy in heaven over *one* sinner who repents, so our fundamental mission is not in "better numbers," but in a deeper spirituality so that we become better witnesses to Christ for those who are looking for the way, the truth and the life.

As you review the data in this report, pray with me that the numbers help us identify appropriate parish and personal priorities to assist in building up the Kingdom in our parish and in our homes. At the same time, we must remember the tremendous joy in heaven over *one* sinner who repents, so our fundamental mission is not in "better numbers," but in a deeper spirituality so that we become better witnesses to Christ for those who are looking for the way, the truth and the life.

Parish Population (as of Dec. 31 <sup>st</sup> )	2006	2007	2008	2009
Total registered parishioners.....	6,435	6,413	6,430	6,389
Total registered households.....	1,974	1,985	1,987	1,988
Estimate the unregistered Catholic families.....	250	250	250	250
Total households with at least one non-Catholic	348	343	342	340
Total registered single-person households.....	195	198	191	185
Total contributing households (4+ times/year).....	1,019	988	955	917

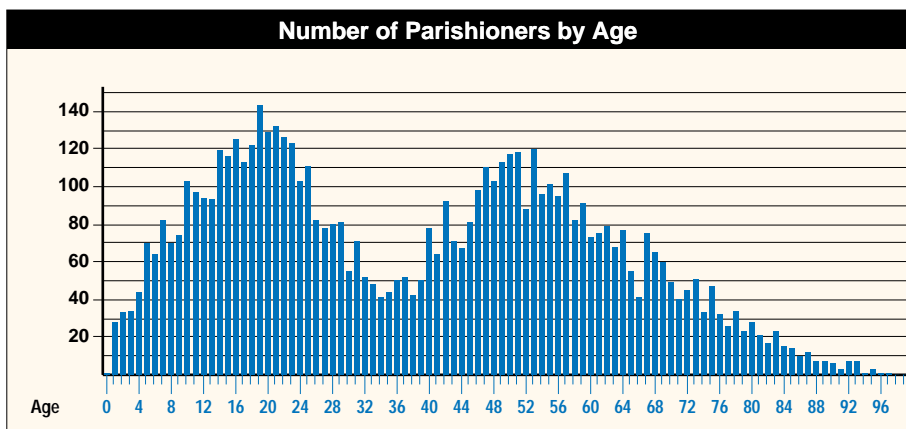


Since it was founded in 1968, our parish has grown steadily. In recent years, however, the rate of growth has plateaued, as new families moving into the parish replace long-term parish members who are moving to smaller homes or warmer climates.

Our average age is 38.6, but the age chart at the bottom of the first column does not show a "normal distribution." Young adults going out on their own or beginning a new family cannot afford to live within the parish boundaries, leaving a relatively small number of parishioners in their late 20's and 30's. Couples moving in are generally older than that, and come into the parish with young children. Since 2001, our average age has moved from 35 to 38.6, mainly because there are fewer children of elementary school age.

At the beginning of 2009 we began offering a 6 P.M. Sunday Mass on an experimental basis, and as a result of the attendance at that Mass, revised the Sunday Mass schedule, making the 6 P.M. Sunday Mass an option for our parishioners throughout the year. During the year we also inaugurated the *Children's Liturgy of the Word* during the 9:30 A.M. Mass; it has been well received by the children and their parents.

During our second year of occupancy in our Parish Center, use of the Chapel, the Atrium, the Bérulle Conference Room and the Community Room has greatly increased. The expanded facility has, as we had hoped, allowed us to provide for greater ministry. Pray with me now that we continue to grow closer to God and to one another, and become better signs of God's love to our community.



# 2009 Parish Pastoral Report *(continued)*

Liturgy	2006	2007	2008	2009
Sunday Mass attendance (October count).....	1,683	1,504	1,482	1,556
Estimate holyday Mass attendance.....	1,275	1,275	1,275	1,250
Estimate weekday Mass attendance.....	75	75	72	75
Estimate total Communion last year.....	110,000	99,000	98,000	98,000
Number receiving Communion at home.....	42	44	46	42
Monthly Communion in institutions.....	377	350	260	250
Total funerals for the year.....	53	35	35	33

## Administration of Sacraments

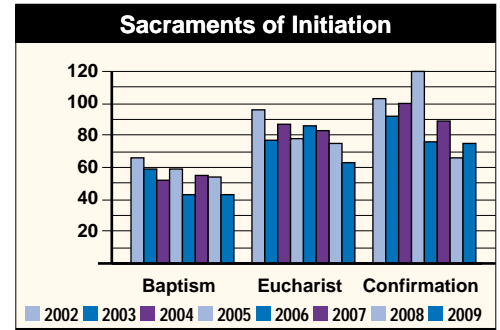
	2006	2007	2008	2009
<b>Sacraments of Initiation</b>				
Baptism.....	43	55	54	43
Confirmation.....	76	89	66	75
First Eucharist.....	86	83	75	63
<b>Sacrament of the Sick</b>				
	155	98	101	156
<b>Matrimony</b>				
Both Catholic.....	13	14	18	15
Catholic/Baptized.....	3	2	3	0
Catholic/Non-baptized.....	4	3	3	4
TOTAL.....	20	19	24	19

## Parish School Age Population

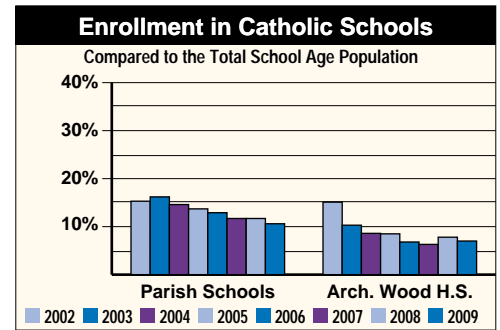
	2006	2007	2008	2009
<b>Catholic Schools</b>				
St. Andrew, Newtown.....	12	9	6	5
St. Bede the Venerable, Holland.....	67	64	56	50
Nativity of Our Lord, Warminster.....	14	12	13	10
Our Lady of Good Counsel, Southampton.....	18	16	13	14
Private Catholic Elementary.....	21	25	12	12
Diocesan High Schools.....	36	33	40	38
Private Catholic High Schools.....	64	67	51	88
Other Catholic Schools.....	3	3	6	0
TOTAL.....	235	229	197	217
<b>Public or Non-Catholic Private Schools</b>				
Elementary (K - 6).....	510	539	472	516
Junior High (7 - 8).....	218	201	181	196
Senior High (9 - 12).....	433	428	423	422
Other.....	3	3	0	0
TOTAL.....	1,164	1,171	1,076	1,134

## Parish Religious Education

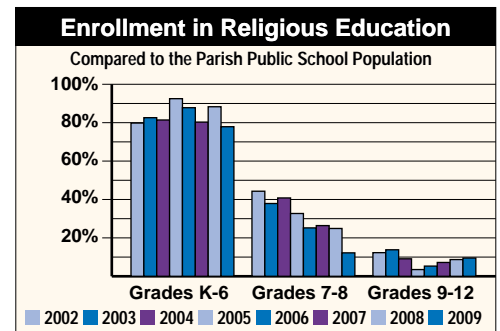
	2006	2007	2008	2009
Pre-School (Sunday Church School).....	12	34	20	25
Elementary (K - 6).....	448	433	417	402
Junior High (7 - 8).....	55	53	45	24
High School (9 - 12).....	23	31	37	40
Total Catechists.....	45	45	47	45



The consistently higher numbers for those receiving First Eucharist and Confirmation than for those being baptized reflect the figures in the age chart.



The enrollment figures given above are for the four neighboring parish schools attended by our parishioners, and our nearest Archdiocesan high school. We do not have accurate enrollment figures for those attending private Catholic schools and academies. Overall, in recent years both the number of students attending Catholic schools, and their percentage of the school age population, have decreased.



The percentages in the above chart are based on the figures given in the report. Since our Religious Ed Program begins in 1<sup>st</sup> grade, our grades 1-6 enrollment is being compared to the total students in grades K-6, thus, for those grades the actual percentages are higher than indicated. Enrollment drops significantly after Confirmation in sixth grade.